

EPC0214

EPC0215

连接插座 (EP4FO)

CONNECTION SOCKETS (EP4FO)

技术参数

Technical data



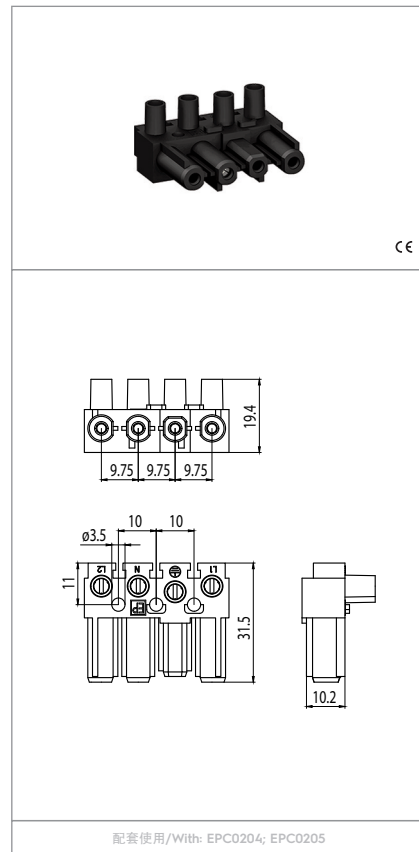
— 极 - Poles	3P+E
— 额定电流和电压 - Rated current and voltage	20A-250/400V
— 最高工作温度 (国际电工技术委员会-IEC) - Maximum operating temperature (IEC)	T100
— 防护指数 - Protection index	IP20








产品特点

Characteristics

- 聚酰胺壳体...4=黑色...5=白色
- Polyamide body ...4= black ...5= white
- 镀银黄铜触头
- Silver plated brass contacts
- 标识: 2 - N - E - 1
- Marking: 2 - N - E - 1


*VDE, NEMKO: 加上盖子后
*VDE, NEMKO: if cover is mounted



 无固定 without fixing	 使用螺丝固定 screw fixing	 螺丝子 screw terminals	 带套圈软线导体之间 diameter of the flexible conductor with ferrule
 综合导体截面 section of the flexible conductor 0,5-2,5 mm ² 20A:1,5-2,5	 硬导体截面 rigid conductor section 0,5-2,5 mm ² 20A:1,5-2,5	 硬线与软线剥皮 (有或没有套圈) rigid and flexible wires stripping (with or without ferrule) 7	

质量标识

Quality marks



欧洲指令

European 'j' r' C' Y' ±' C' °

符合 "RoHS"
"RoHS" compliant

重量与包装

Weights and '→' Y' > □/⊗ □

编号/Art. 产品业绩 Product references	克/g 净重 Net weight	件数/n° pz 每袋 per bag	件数/n° pz 每盒 per box	件数/n° pz 每箱 per carton
EPC0214	10,7	100		
EPC0215	10,7	100		

备注

Notes

产商的须知

MANUFACTURER'S INSTRUCTIONS

1. 连接器只能在没有负载的情况下连接或断开使用;
2. EN61535+A1 测试基于 3/4/5G 1.5/2.5 H05VV-F, 但是EPC连接器还可以与其它种类线缆使用, 如无卤型=H05Z1Z1-F, 橡胶型=H07RN-F, 硅型=H05SS-F (西班牙线缆=RZ1-K);
3. 此类连接器不适合安装在容易接触到的地方;
4. EPC产品获得专业质量认证公司所认证 (NEMKO或VDE) 可与其它厂商的相似产品兼容。ELETPLAST可确认兼容性测试报告, 告知客户可与哪些它厂的产品兼容;
5. ELETPLAST的连接系统不能作为各国插头插座方案的替代方案;
6. 只有当配合使用锁定装置时, EPCOM连接器才符合EN61535+A1标准。



在开始任何电气工作前, 确保配电箱/保险丝板上的电源开关位于“断开”位置, 防止触电。

这类产品应该由合格的电工来操作安装, 按照IEE布线规则来接线。

1. Installation couplers are intended for connection and disconnection without load, only;
2. EN61535+A1 Test has been made on the 3/4/5G 1.5/2.5 H05VV-F but EPC connectors can be used also with other cables types as upon request as Halogen free=H05Z1Z1-F, Rubber=H07RN-F, Silicon=H05SS-F (cable for Spain=RZ1-K);
3. This installation coupler is not suitable for installation in readily accessible areas;
4. ELETPLAST informs the installer that EPC Products when verified and certified by a quality brand testing company as (NEMKO or VDE) accept the compatibility with similar products made by other manufacturer. ELETPLAST verified the attendibility test will inform the customer what are the brands and items approved. Any other connection with similar products made by other brands companies are not accepted nor warranted by EP;
5. EletPlast's installation coupler systems are not replacements for the national domestic plug and socket outlet-system;
6. EPCOM connectors are compliant with EN61535+A1 only when used with locking device.

Before commencing any electrical work, ensure the mains isolator on the consumer unit / fuse board is in the "OFF" position, to prevent the possibility of electric shock.

These products should be installed by a qualified electrician, and wired in accordance with the IEE Wiring Regulations.

Mark	1,5 mm ² solid	2,5 mm ² solid
	10 A	20A
	10 A	20 A* *For Canada 15 A

螺丝

螺絲扭矩:

SCREWS

Screws torque:

	EPN2 EPS2	EPC3, 4, 5	EPN3, 4, 5	EPS3, 4, 5
M3 conductors	0,5 Nm	0,5 Nm	0,5 Nm	0,5 Nm
M3 cover	0,3 Nm	0,6 Nm	0,6 Nm	0,6 Nm

剥线长, 压线盖选择

EPN2, EPS2, EPNC2: 21mm - 5.5-8mm

EPC3,4,5公头 含抗拉压线盖:

- 3位 27mm (33mm PE) - \varnothing 7-8.3mm (标准版),
 \varnothing 9-10.5mm (按需提供M版);
- 4位 29mm (36mm PE) - \varnothing 8.4-10.5mm (标准版),
 \varnothing 10-12mm (按需提供M版);
- 5位 31mm (39mm PE) - \varnothing 9.5-11.6mm (标准版),
 \varnothing 13-14mm (按需提供M版);

EPN3,4,5:

- 3位 27mm (35mm PE) - \varnothing 7.5-10.5mm (\varnothing 6-9.5mm同EPNR8)
- 4位 32mm (40mm PE) - \varnothing 7.0-12.5mm
- 5位 37mm (45mm PE) - \varnothing 9.5-14mm

EPN5, EPS5 Mini: 30mm (37mm PE) - \varnothing 6-11mm

DISMANTLING LENGTH, STRAIN RELIEF COVERS OPTIONS

EPN2, EPS2, EPNC2: 21mm - \varnothing 5.5-8mm

EPC3,4,5 with strain relief:

- 3P: 27mm (33mm PE) - \varnothing 7-8.3mm (standard version),
 \varnothing 9-10.5mm (M version, available on demand);
- 4P: 29mm (36mm PE) - \varnothing 8.4-10.5mm (standard version),
 \varnothing 10-12mm (M version, available on demand);
- 5P: 31mm (39mm PE) - \varnothing 9.5-11.6mm (standard version),
 \varnothing 13-14mm (M version, available on demand);

EPN3,4,5:

- 3P: 27mm (35mm PE) - \varnothing 7.5-10.5mm (\varnothing 6-9.5mm with EPNR8)
- 4P: 32mm (40mm PE) - \varnothing 7.0-12.5mm
- 5P: 37mm (45mm PE) - \varnothing 9.5-14mm

EPN5, EPS5 Mini: 30mm (37mm PE) - \varnothing 6-11mm